


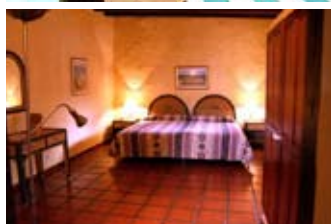

# From Arrecife Airport to Casa El Aljibe



## Approximately 40 minutes. (23km).

1. Leave the hire car parking lot, turning left and following signs for "Arrecife". You'll arrive at a roundabout. Again, follow the signs for Arrecife.
2. You'll see a right hand exit for Arrecife. Take this exit. Merge into the lane of the main road, heading for Arrecife.
3. Follow in the route and you continue until the exit of Circunvalación, taking the exit of the left.
4. Follow the route and you must attend because you have to take the second exit towards the right in the poster that indicates "North Lanzarote - Órzola".
5. It will see a sign of Stop, continues by that route until arriving at the roundhouse of the wind toy (a grate sculpture by César Manrique).
6. Follow straight on in Tahiche direction until arriving at the second roundhouse where you will have to turn left in the poster of Nazaret.
7. Continue towards Teguisse, you will cross the villa and on the left you will see the church.
8. Side a roundhouse and on the right you will see the Castle of Santa Barbara on a hill. Continue towards Haría, you'll start to climb a winding road.
9. You will see a small sign marked "Los Valles". There is an old house on the right.
10. At the small junction turn right. You will cross a small dip in the road. Carry straight on.
11. You arrive at a square with a small church and a wooden cross. About 25 metres further on there is a small crossroads. Turn right (if you carry on you will end up back on the main road).
12. About 75 metres further on you'll see a football pitch to the left. 50 metres past this on the right you reach Casa Catalina. The house has green metal double gates and a ceramic sign. Pull in here
13. and park. The green gate on your left is the entrance to Casas Catalina 1 and 2. The brown wooden gate to the right is the entrance to El Aljibe.

# From Arrecife Airport to Casa Catalina 1 y 2



## Approximately 40 minutes. (23km).

1. Leave the hire car parking lot, turning left and following signs for "Arrecife". You'll arrive at a roundabout. Again, follow the signs for Arrecife.
2. You'll see a right hand exit for Arrecife. Take this exit. Merge into the lane of the main road, heading for Arrecife.
3. Follow in the route and you continue until the exit of Circunvalación, taking the exit of the left.
4. Follow the route and you must attend because you have to take the second exit towards the right in the poster that indicates "North Lanzarote - Órzola".
5. It will see a sign of Stop, continues by that route until arriving at the roundhouse of the wind toy (a grate sculpture by César Manrique).
6. Follow straight on in Tahiche direction until arriving at the second roundhouse where you will have to turn left in the poster of Nazaret.
7. Continue towards Teguise, you will cross the villa and on the left you will see the church.
8. Side a roundhouse and on the right you will see the Castle of Santa Barbara on a hill. Continue towards Haria, you'll start to climb a winding road.
9. You will see a small sign marked "Los Valles". There is an old house on the right.
10. At the small junction turn right. You will cross a small dip in the road. Carry straight on.
11. When you arrives at a small square with a church and a wooden cross, continue and about 25 metres further on
12. there, is a small crossroads. Turn right (if you carry on you will end up back on the main road).
13. About 75 metres further on you'll see a football pitch to the left. 50 metres past this on the right you reach Casa Catalina. The house has green metal double gates and a ceramic sign.

Rural-villas wish you a great stay at Casa Catalina

# From Lanzarote airport to Casa Barranco:



## Approximately 40 minutes. (23km).

1. Leave the hire car parking lot, turning left and following signs for "Arrecife". You'll arrive at a roundabout. Again, follow the signs for Arrecife.
2. You'll see a right hand exit for Arrecife. Take this exit. Merge into the lane of the main road, heading for Arrecife.
3. Follow in the route and you continue until the exit of Circunvalación, taking the exit of the left.
4. Follow the route and you must attend because you have to take the second exit towards the right in the poster that indicates "North Lanzarote - Órzola".
5. It will see a sign of Stop, continues by that route until arriving at the roundhouse of the wind toy (a grate sculpture by César Manrique).
6. Follow straight on in Tahiche direction until arriving at the second roundhouse where you will have to turn left in the poster of Nazaret.
7. Continue towards Teguisse, you will cross the villa and on the left you will see the church.
8. Side a roundhouse and on the right you will see the Castle of Santa Barbara on a hill. Continue towards Haría, you'll start to climb a winding road.
9. You will see a small sign marked "Los Valles". There is an old house on the right.
10. At the small junction turn right. You will cross a small dip in the road. Carry straight on.
11. You'll arrive at a small square with a church and a wooden cross. About 25 metres further on there is a small crossroads. Turn right (if you carry on you will end up back on the main road).
12. About 250 metres further on you come to a small crossroads with white roads. Carry straight on for about 75metres.
13. On the right hand side you will see a house with palm trees and a ceramic sign which says "Casa Barranco".

Rural-villas.com, wish you a great stay at Casa Barranco

# From Arrecife Airport to Finca La Corona



## Approximately 40 minutes. (23km).

1. Leave the hire car parking lot, turning left and following signs for Arrecife. You'll arrive at a roundabout. Again, follow the signs for Arrecife.
2. You'll see a right hand exit for Arrecife. Take this exit. Merge into the lane of the main road, heading for Arrecife.
3. Follow in the route and you continue until the exit of Circunvalación, taking the exit of the left.
4. Follow the route and you must attend because you have to take the second exit towards the right in the poster that indicate you North Lanzarote - Órzola.
5. It will see a sign of Stop, continues by that route until arriving at the roundhouse of the wind toy.
6. Follow straight on in Tahiche direction until arriving at the second roundhouse where you will have to turn right in the poster of Jameos del Agua.
7. From here follow all the indications here towards Arrieta – Haría
8. Keep going till you pass the sign for Haria, indicating the beginning of the village.
9. You'll come to a small square. Follow the road bearing round to the right, then take the immediate left hand turn signed for Maguez and Mirador del Rio.
10. Continue upwards through the village. Next you come to a junction. Continue straight ahead.
11. Go through the village of Maguez. 3/4 of the way through the village there is a T junction.
12. It's not very obvious, so be careful and check for oncoming traffic.
13. Follow the road straight on in the direction of Guinate and Mirador del Rio
14. A couple of kilometres later, on the left you'll see a turning for the Guinate Tropical Park.
15. Carry straight on towards Ye and Mirador del Rio.
16. Keep going till you see a sign on the right for Ye. 50 metres further on there is a left hand turn.
17. Take this, following the road down. On the right, you will see a house in ruins. Right behind this is a large house with lots of windows.
18. This is Finca La Corona.
19. On the left hand side are Poniente, Naciente. La Trasera, also on the left, is further down towards the pool.
20. On the right hand side, in the main house, are Vista Risco, Vista Corona and Amanecer.